

Consumer Units

Distribution Boards

Wall Cabinets

Distribution Board Panels



---

# Distribution Boards AT/U Series

## Index

---

### Pages

---

#### Product Features

2-3 AT/U Series

#### Ordering Information

2-6 Equipped Distribution Boards 125 mm Distance Between Rows

2-10 Equipped Distribution Boards 150 mm Distance Between Rows

2-14 Empty Distribution Boards for individual Custom Applications

2-16 Distribution Board Panel

2-18 Accessories for AT/U Series

#### Technical Information

2-27 Empty Distribution Board

2-28 U Series

2-29 AT/AV Series

---

Applicable Standard:

IEC 60439-1 (DIN EN 60439-1)



---

## Product Features - AT/U Series

---

### Equipped Distribution Boards 125 mm or 150 mm Distance Between Rows



- IEC 60439-1
- DIN 43870
- I<sub>n</sub> 125A
- Degree of protection indicated for individual types
- The installed distribution panels can be removed for equipping and wiring
- The covers of U- and AT- distribution boards are of polystyrene
- Panels without devices
- 125 mm or 150 mm row distance
- With steel or transparent door
- Doors and housing of 1 mm sheet steel/polycarbonate
- 3 more panels wide: double-wing metal doors
- Colour: RAL 9016 (standard)
- Hollow wall-mounting set for flush-mounting versions (Accessory)
- With cable strain relief
- With one membrane flange per panel width on top (AT)
- With labelling system

02

### Empty Distribution Boards



- IEC 60439-1
- DIN 43870,
- I<sub>n</sub> 125A
- The empty housings are custom fitted Ex-factory with selected TKV module system boards.
- Degree of protection indicated for individual types
- The installed distribution panels can be removed for equipping and wiring
- The covers in U- and AT- distribution boards are of polystyrene
- Panels with or without devices
- 125 mm row distance (150 mm on demand)
- Without N/PE Quick busbars
- Doors and housing of 1 mm sheet steel
- 3 more panels wide: double-wing metal doors
- Colour: RAL 9016 (standard)
- Hollow wall-mounting set for flush-mounting versions (Accessory)
- With cable strain relief
- With one membrane flange per panel width on top (AT)
- With labelling system

---

## Product Features - AT/U Series

---

### The new transparent door for the AT/U Series.

The new transparent door is based on Striebel & John's proven standard metal door. The main advantages are the high degree of protection, IP 43 and the possibility to install any standard lock supplied by Striebel & John. The color of the door frame is matched to the cabinet so that any color is available on request. The transparent polycarbonate pane allows a generous view of the cabinet interior.

The distribution board is available as a complete cabinet with transparent door or as an accessory.




### Unique – the Flexibility and Speed of Hollow Wall Mounting

All flush-mounting distribution boards can be installed in the hollow wall with only a few moves using the hollow wall sets offered as accessories.

This new technique offered by Striebel & John corresponds to the method of function of the proven UK 500 consumer unit.

Besides the electrical installer, the wholesaler also profits from this well thought-out solution, as he no longer needs to keep two separate cabinets on stock but is able to supply one cabinet for two applications.



*Insert the cavity wall-mounting set ZKV 200P4, fix it - ready*

### Perfection to Detail


The wall-mounting distribution board offers the possibility of cable entry on the top, at the bottom and from the back. All wall-mounting distribution boards are equipped with one integrated flush fitting membrane flange per panel width on top. This enables quick and easy installation and improves the appearance.

A further standard feature per panel width is the cable strain relief on the top and the bottom, which considerably simplifies the installation for every wall-mounting and flush-mounting type.

Depending on the version, the user-friendly snap-in type N/PE Quick busbars are also standard.



Control panel



«addition line»-picture frame

### Convincing Design


With its slightly inclined sides, the bright white cabinet and the attractive locking system, the distribution board sets new standards in design.

Furthermore, only Striebel & John offers an alternative picture frame for the two-panel-wide and four-row-high cabinets – an extension of the well-known UK500 "addition line".

Control panels which can be supplied to be finished and wired by the user, or which are printed and wired according to the user's requirements, are also available for commercial and industrial buildings.




Integrated cable strain relief, spacious wall mounting



Easy to handle – the snap-in system for the N/PE Quick busbars



Slightly inclining sides – elegance and attractive design



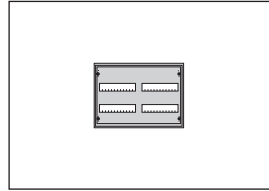
Standard equipment – membrane flange on top

## Ordering Information - AT/U Series

### Equipped Distribution Boards 125 mm

#### Distance Between Rows

#### 2-row



Devices

48

**AT Wall-mounting with door IP 43**  
(standard metal door)

**AT 22 E**

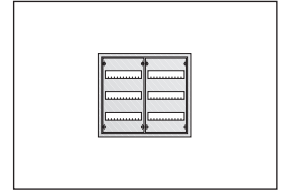
External dimensions H x W x D (mm)

374 x 574 x 140

Order no.

71740

#### 3-row



Devices

72

**U Flush-mounting with door IP 31**  
(standard metal door)

**U 32**

Niche dimensions mm H x W x D (mm)

534 x 560 x 120

Trim frame external dimensions (mm)

544 x 604 x 27

Order no.

30100

**with transparent door**

**U 32 TE**

Order no.

71591

**AT Wall-mounting with door IP 43**

**AT 32**

External dimensions mm H x W x D (mm)

524 x 574 x 140

Order no.

30120

**with transparent door**

**AT 32 TE**

Order no.

71584

#### 4-row



Devices

96

**U Flush-mounting with Trim frame and picture frame (IP31) brushed aluminium**

**U 42 D**

Niche dimensions H x W x D (mm)

700 x 575 x 120

Picture frame external dimensions (mm)

716 x 625 x 25

Order no.

38152

#### 4-row



Devices

96

**U Flush-mounting with Control panel IP 31 (aluminium) not printed, not wired**

**U 42 FPT**

**with DIN-Rails but without cover and N/PE terminals**

Niche dimensions H x W x D (mm)

700 x 575 x 120

Control Panel frame

external dimensions (mm)

716 x 625 x 25

Usable area H x W (mm)

600 x 468

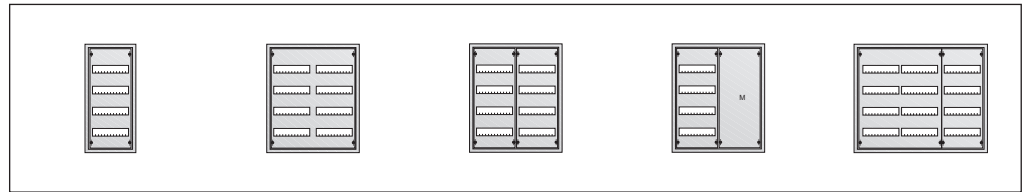
Order no.

38151

## Ordering Information - AT/U Series

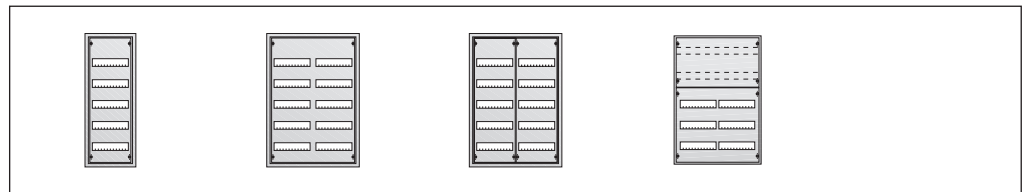
### Equipped Distribution Boards 125 mm

### Distance Between Rows



#### 4-row

Devices	48	96	96	48 (96)	144
<b>U Flush-mounting with door IP 31</b> (standard metal door)	<b>U 41</b>	<b>U 42</b>	<b>U 42/2</b>	<b>U 42 M</b>	<b>U 43</b>
Niche dimensions mm H x W x D (mm)	684 x 310 x 120	684 x 560 x 120	684 x 560 x 120	684 x 560 x 120	684 x 810 x 120
Trim frame external dimensions (mm)	694 x 354 x 27	694 x 604 x 27	694 x 604 x 27	694 x 604 x 27	694 x 854 x 27
Order no.	30101	30102	30118	30146	30103
<b>with transparent door</b>	<b>U 41 TE</b>	<b>U 42 TE</b>			
Order no.	71592	71593			
<b>AT Wall-mounting with door IP 43</b>	<b>AT 41</b>	<b>AT 42</b>	<b>AT 42/2</b>	<b>AT 42 M</b>	<b>AT 43</b>
External dimensions mm H x W x D (mm)	674 x 324 x 140	674 x 574 x 140	674 x 574 x 140	674 x 574 x 140	674 x 824 x 140
Order no.	30121	30122	30138	30148	30123
<b>with transparent door</b>	<b>AT 41 TE</b>	<b>AT 42 TE</b>			
Order no.	71585	71586			
<b>AV Wall-mounting without door IP 30</b>	<b>AV 41</b>	<b>AV 42</b>			
External dimensions mm H x W x D (mm)	674 x 324 x 140	674 x 574 x 140			
Order no.	30140	30141			



#### 5-row

Devices	60	120	120	72 (120)
<b>U Flush-mounting with door IP 31</b> (standard metal door)	<b>U 51</b>	<b>U 52</b>	<b>U 52/2</b>	<b>U 52 K</b>
Niche dimensions H x W x D (mm)	834 x 310 x 120	834 x 560 x 120	834 x 560 x 120	834 x 560 x 120
Trim frame external dimensions (mm)	844 x 354 x 27	844 x 604 x 27	844 x 604 x 27	844 x 604 x 27
Order no.	30104	30105	30119	30106
<b>with transparent door</b>	<b>U 51 TE</b>	<b>U 52 TE</b>		
Order no.	71594	71595		
<b>AT Wall-mounting with door IP 43</b>	<b>AT 51</b>	<b>AT 52</b>	<b>AT 52/2</b>	<b>AT 52 K</b>
External dimensions H x W x D (mm)	824 x 324 x 140	824 x 574 x 140	824 x 574 x 140	824 x 574 x 140
Order no.	30124	30125	30139	30126
<b>with transparent door</b>	<b>AT 51 TE</b>	<b>AT 52 TE</b>		
Order no.	71587	71588		
<b>AV Wall-mounting without door IP 30</b>	<b>AV 51</b>	<b>AV 52</b>		
External dimensions H x W x D (mm)	824 x 324 x 140	824 x 574 x 140		
Order no.	30142	30143		

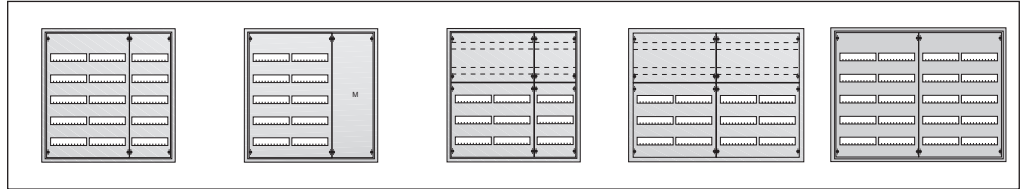


## Ordering Information - AT/U Series

### Equipped Distribution Boards 125 mm

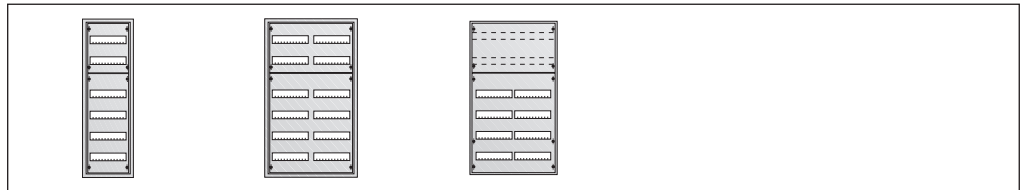
#### Distance Between Rows

#### 5-row



Devices	180	120 (180)	108 (180)	144 (240)	240
<b>U Flush-mounting with door IP 31</b> (standard metal door)	<b>U 53</b>	<b>U 53 M</b>	<b>U 53 K</b>	<b>U 54 K</b>	<b>U 54 E</b>
Niche dimensions H x W x D (mm)	834 x 810 x 120	834 x 810 x 120	834 x 810 x 120	834 x 1060 x 120	834 x 1060 x 120
Trim frame external dimensions (mm)	844 x 854 x 27	844 x 854 x 27	844 x 854 x 27	844 x 1104 x 27	844 x 1104 x 27
Order no.	30107	30147	30108	30109	71784
<b>AT Wall-mounting with door IP 43</b>	<b>AT 53</b>	<b>AT 53 M</b>	<b>AT 53 K</b>	<b>AT 54 K</b>	<b>AT 54 E</b>
External dimensions H x W x D (mm)	824 x 824 x 140	824 x 824 x 140	824 x 824 x 140	824 x 1074 x 140	834 x 1074 x 140
Order no.	30127	30149	30128	30129	71748
<b>AV Wall-mounting without door IP 30</b>	<b>AV 53</b>				
External dimensions H x W x D (mm)	824 x 824 x 140				
Order no.	30144				

#### 6-row



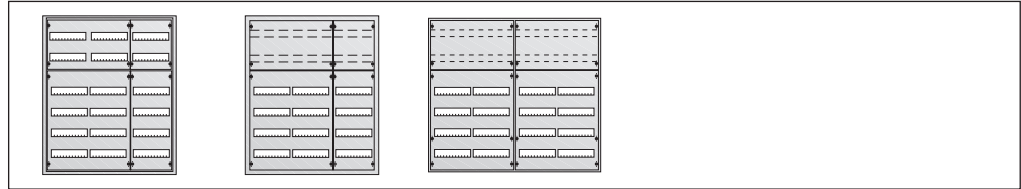
Devices	72	144	96 (144)
<b>U Flush-mounting with door IP 31</b> (standard metal door)	<b>U 61</b>	<b>U 62</b>	<b>U 62 K</b>
Niche dimensions H x W x D (mm)	984 x 310 x 120	984 x 560 x 120	984 x 560 x 120
Trim frame external dimensions (mm)	994 x 354 x 27	994 x 604 x 27	994 x 604 x 27
Order no.	30110	30111	30112
<b>with transparent door</b>	<b>U 61 TE</b>	<b>U 62 TE</b>	
Order no.	71596	71597	
<b>AT Wall-mounting with door IP 43</b>	<b>AT 61</b>	<b>AT 62</b>	<b>AT 62 K</b>
External dimensions H x W x D (mm)	974 x 324 x 140	974 x 574 x 140	974 x 574 x 140
Order no.	30130	30131	30132
<b>with transparent door</b>	<b>AT 61 TE</b>	<b>AT 62 TE</b>	
Order no.	71589	71590	
<b>AV Wall-mounting without door IP 30</b>	<b>AV 61</b>		
External dimensions H x W x D (mm)	974 x 324 x 140		
Order no.	30145		

## Ordering Information - AT/U Series

Equipped Distribution Boards 125 mm

Distance Between Rows

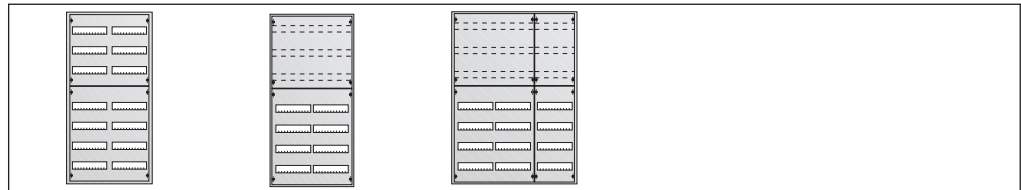
### 6-row



Devices	216	144 (216)	192 (288)
<b>U Flush-mounting with door IP 31</b> (standard metal door)	<b>U 63 E</b>	<b>U 63 K</b>	<b>U 64 K</b>
Niche dimensions H x W x D (mm)	984 x 810 x 120	984 x 810 x 120	984 x 1060 x 120
Trim frame external dimensions (mm)	994 x 854 x 27	994 x 854 x 27	994 x 1104 x 27
Order no.	71787	30113	30117
<b>AT Wall-mounting with door IP 43</b>	<b>AT 63 E</b>	<b>AT 63 K</b>	<b>AT 64 K</b>
External dimensions H x W x D (mm)	974 x 824 x 140	974 x 824 x 140	974 x 1074 x 140
Order no.	71751	30133	30137

02

### 7-row



Devices	168	96 (168)	144 (252)
<b>U Flush-mounting with door IP 31</b> (standard metal door)	<b>U 72</b>	<b>U 72 K</b>	<b>U 73 K</b>
Niche dimensions H x W x D (mm)	1134 x 560 x 120	1134 x 560 x 120	1134 x 810 x 120
Trim frame external dimensions (mm)	1144 x 604 x 27	1144 x 604 x 27	1144 x 854 x 27
Order no.	30114	30115	30116
<b>AT Wall-mounting with door IP 43</b>	<b>AT 72</b>	<b>AT 72 K</b>	<b>AT 73 K</b>
External dimensions H x W x D (mm)	1124 x 574 x 140	1124 x 574 x 140	1124 x 824 x 140
Order no.	30134	30135	30136

## Ordering Information - AT/U Series

### Equipped Distribution Boards 150 mm Distance Between Rows



#### 2-row

Devices

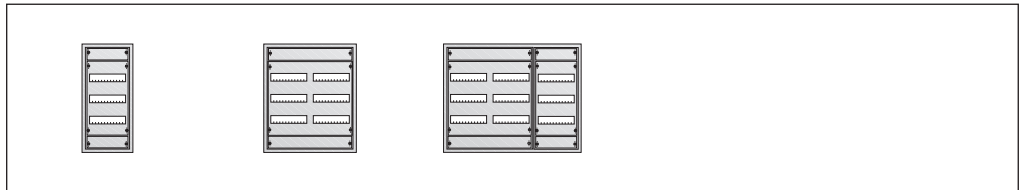
48

<b>U Flush-mounting with door IP 31</b> (standard metal door)	<b>U 32 R2</b>
Niche dimensions H x W x D (mm)	534 x 560 x 120
Trim frame external dimensions (mm)	544 x 604 x 27
Order no.	71707

<b>with transparent door</b>	<b>U 32 TR2</b>
Order no.	71721

<b>AT Wall-mounting with door IP 43</b>	<b>AT 32 R2</b>
External dimensions H x W x D (mm)	524 x 574 x 140
Order no.	71680

<b>with transparent door</b>	<b>AT 32 TR2</b>
Order no.	71694



#### 3-row

Space units

36

72

108

<b>U Flush-mounting with door IP 31</b> (standard metal door)	<b>U 41 R3</b>	<b>U 42 R3</b>	<b>U 43 R3</b>
Niche dimensions H x W x D (mm)	684 x 310 x 120	684 x 560 x 120	684 x 810 x 120
Trim frame external dimensions (mm)	694 x 354 x 27	694 x 604 x 27	694 x 854 x 27
Order no.	71708	71709	71710

<b>with transparent door</b>	<b>U 41 TR3</b>	<b>U 42 TR3</b>	<b>U 43 TR3</b>
Order no.	71722	71723	71724

<b>AT Wall-mounting with door IP 43</b>	<b>AT 41 R3</b>	<b>AT 42 R3</b>	<b>AT 43 R3</b>
External dimensions H x W x D (mm)	674 x 324 x 140	674 x 574 x 140	674 x 824 x 140
Order no.	71681	71682	71683

<b>with transparent door</b>	<b>AT 41 TR3</b>	<b>AT 42 TR3</b>	<b>AT 43 TR3</b>
Order no.	71695	71696	71697

## Ordering Information - AT/U Series

### Equipped Distribution Boards 150 mm

#### Distance Between Rows



#### 3-row

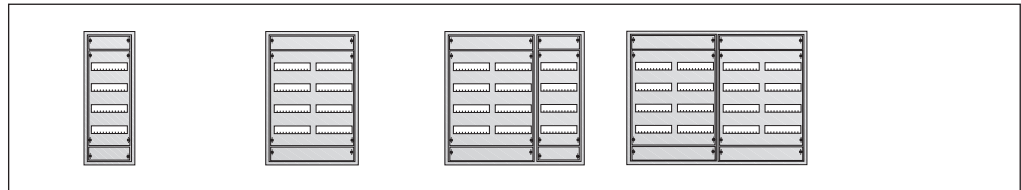
Devices

72

**Flush-mounting with Trim frame and picture frame (IP31) brushed aluminium**      **U 42 R3 DE**

Niche dimensions H x W x D (mm)      700 x 575 x 120  
 Picture frame external dimensions (mm)      716 x 625 x 25  
 Usable area H x W (mm)      600 x 468  
 Order no.      71732

02



#### 4-row

Devices

48

96

144

192

**U Flush-mounting with door IP 31 (standard metal door)**

**U 51 R4**

**U 52 R4**

**U 53 R4**

**U 54 R4**

Niche dimensions H x W x D (mm)      834 x 310 x 120  
 Trim frame external dimensions (mm)      844 x 354 x 27  
 Order no.      71711

834 x 560 x 120  
 844 x 604 x 27  
 71712

834 x 810 x 120  
 844 x 854 x 27  
 71713

834 x 1060 x 120  
 844 x 1104 x 27  
 71714

**with transparent door**

**U 51 TR4**

**U 52 TR4**

**U 53 TR4**

**U 54 TR4**

Order no.

71725

71726

71727

71728

**AT Wall-mounting with door IP 43**

**AT 51 R4**

**AT 52 R4**

**AT 53 R4**

**AT 54 R4**

External dimensions H x W x D (mm)      824 x 324 x 140  
 Order no.      71684

824 x 574 x 140  
 71685

824 x 824 x 140  
 71686

824 x 1074 x 140  
 71687

**with transparent door**

**AT 51 TR4**

**AT 52 TR4**

**AT 53 TR4**

**AT 54 TR4**

Order no.

71698

71699

71700

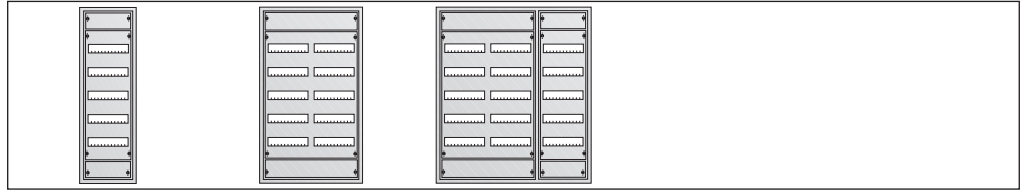
71701

## Ordering Information - AT/U Series

### Equipped Distribution Boards 150 mm

#### Distance Between Rows

#### 5-row



Devices	60	120	180
<b>U Flush-mounting with door IP 31</b> (standard metal door)	<b>U 61 R5</b>	<b>U 62 R5</b>	<b>U 63 R5</b>
Niche dimensions H x W x D (mm)	984 x 310 x 120	984 x 560 x 120	984 x 810 x 120
Trim frame external dimensions (mm)	994 x 354 x 40	994 x 604 x 40	994 x 854 x 40
Order no.	71715	71716	71717
<b>with transparent door</b>	<b>U 61 TR5</b>	<b>U 62 TR5</b>	<b>U 63 TR5</b>
Order no.	71729	71730	71731
<b>AT Wall-mounting with door IP 43</b>	<b>AT 61 R5</b>	<b>AT 62 R5</b>	<b>AT 63 R5</b>
External dimensions H x W x D (mm)	974 x 324 x 140	974 x 574 x 140	974 x 824 x 140
Order no.	71688	71689	71690
<b>with transparent door</b>	<b>AT 61 TR5</b>	<b>AT 62 TR5</b>	<b>AT 63 TR5</b>
Order no.	71702	71703	71704

#### 6-row




Devices	144	216
<b>U Flush-mounting with door IP 31</b> (standard metal door)	<b>U 72 R6</b>	<b>U 73 R6</b>
Niche dimensions H x W x D (mm)	1134 x 560 x 120	1134 x 810 x 120
Trim frame external dimensions (mm)	1144 x 604 x 27	1144 x 854 x 27
Order no.	71718	71719
<b>with transparent door</b>	<b>U 72 TR6</b>	<b>U 73 TR6</b>
Order no.	71733	71734
<b>AT Wall-mounting with door IP 43</b>	<b>AT 72 R6</b>	<b>AT 73 R6</b>
External dimensions H x W x D (mm)	1124 x 574 x 140	1124 x 824 x 140
Order no.	71691	71692
<b>with transparent door</b>	<b>AT 72 TR6</b>	<b>AT 73 TR6</b>
Order no.	71705	71706

---

## For your own Notes

---



---

## Order Information - AT/U Series

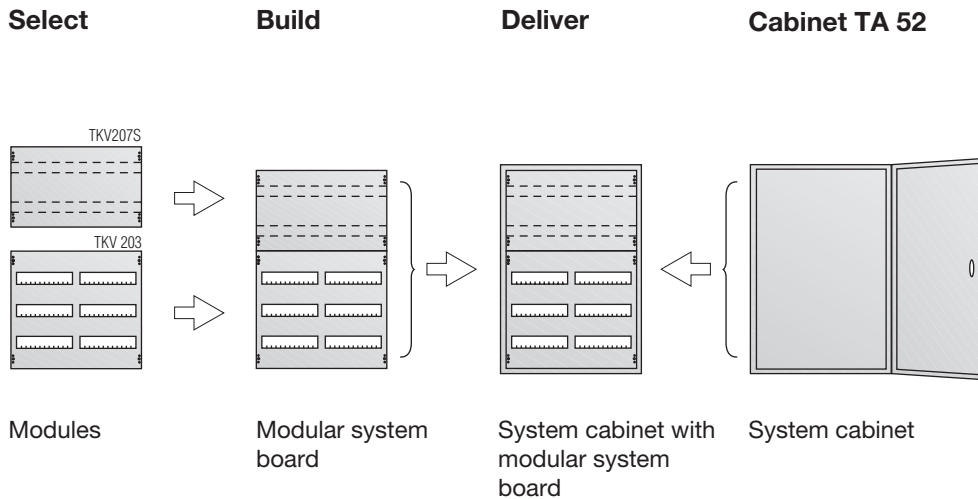
### Empty Distribution Boards

### for Individual Customer Applications –

---

To permit even more flexible use of our distribution board cabinets, we offer the possibility of using modular system boards. The configuration of the system for internal installation is simply carried out as usual with our software tools. Irrespective as to whether flush or wall-mounted, the procedure is always the same. The new modular system boards are available for fitting with devices by the customer.

### The complete supply



#### Simple System Handling

- Remove modular system board from cabinet
- Equip and wire outside
- Place finished modular system board in the cabinet

#### Delivery form:

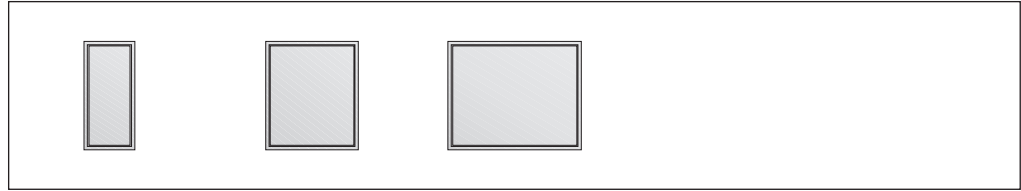
- Empty distribution board cabinets
- The empty housings are equipped in the factory with the TKV modular system boards chosen by you.

## Order Information - AT/U Series

### Empty Distribution Boards

### for Individual Customer Applications –

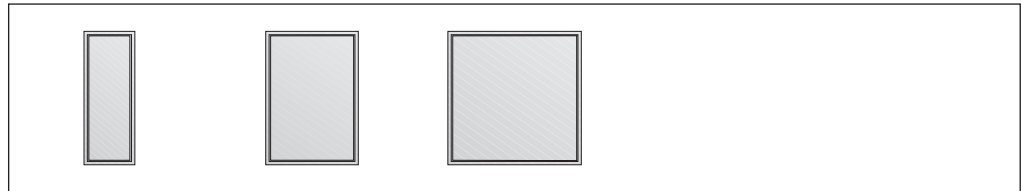
#### 4-row



PLE	48	96	144
<b>U Flush-mounting with door IP 31</b> (standard metal door)	<b>TU 41</b>	<b>TU 42</b>	<b>TU 43</b>
Niche dimensions H x W x D (mm)	684 x 310 x 120	684 x 560 x 120	684 x 810 x 120
Trim frame external dimensions (mm)	694 x 354 x 27	694 x 604 x 27	694 x 854 x 27
Order no.	67709	67710	67711

	TA 41	TA 42	TA 43
<b>AT Wall-mounting with door IP 43</b> (standard metal door)			
External dimensions H x W x D (mm)	674 x 324 x 140	674 x 574 x 140	674 x 824 x 140
Order no.	67700	67701	67702


#### 5-row



Devices	60	120	180
<b>U Flush-mounting with door IP 31</b> (standard metal door)	<b>TU 51</b>	<b>TU 52</b>	<b>TU 53</b>
Niche dimensions H x W x D (mm)	834 x 310 x 120	834 x 560 x 120	834 x 810 x 120
Trim frame external dimensions (mm)	844 x 354 x 27	844 x 604 x 27	844 x 854 x 27
Order no.	67712	67713	67714

	TA 51	TA 52	TA 53
<b>AT Wall-mounting with door IP 43</b> (standard metal door)			
External dimensions H x W x D (mm)	824 x 324 x 140	824 x 574 x 140	824 x 824 x 140
Order no.	67703	67704	67705

#### 6-row



Devices	72	144	216
<b>U Flush-mounting with door IP 31</b> (standard metal door)	<b>TU 61</b>	<b>TU 62</b>	<b>TU 63</b>
Niche dimensions H x W x D (mm)	984 x 310 x 120	984 x 560 x 120	984 x 810 x 120
Trim frame external dimensions (mm)	994 x 354 x 27	994 x 604 x 27	994 x 854 x 27
Order no.	67715	67716	67717

	TA 61	TA 62	TA 63
<b>AT Wall-mounting with door IP 43</b> (standard metal door)			
External dimensions H x W x D (mm)	974 x 324 x 140	974 x 574 x 140	974 x 824 x 140
Order no.	67706	67707	67708

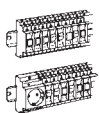
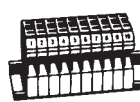
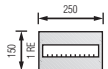
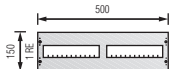
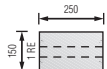
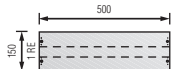
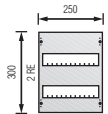
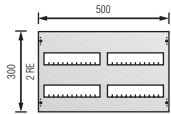
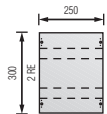
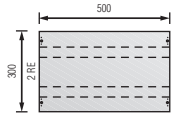
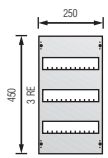
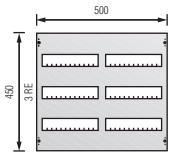
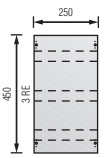
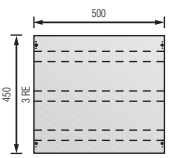
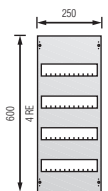
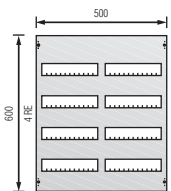
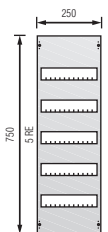
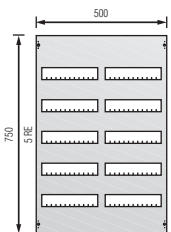
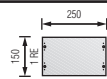
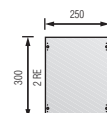
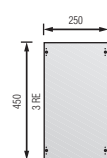
#### Delivery form:

- A. Empty distribution board cabinets
- B. The empty housings are equipped in the factory with the TKV modular system boards chosen by you.



# Order Information - AT/U Series

## Distribution Board panels

Module type:	Module for DIN rail mounted devices		Module type:	Module for Terminals	
	For rail mounted devices according to DIN 43880 Configuration with DIN-Rails 35 x 7.5 mm EN 50022 Sendzimir process galvanized Row spacing 125 mm			With DIN-Rails 35 x 7.5 mm EN 50022 Sendzimir process galvanized I <sub>N</sub> 87 A protection class 2 DIN-Rails fitted insulated * DIN-Rails fitted to the rear	
Rows	Width 250	Width 500	Rows	Width 250	Width 500
1	<b>Type TKV 101</b> PLE 12 	<b>Type TKV 201</b> PLE 24 	1	<b>Type TKV 106 S</b> PLE 12 	<b>Type TKV 206 S</b> PLE 24 
2	<b>Type TKV 102</b> PLE 24 	<b>Type TKV 202</b> PLE 48 	2	<b>Type TKV 107 S</b> PLE 24  *	<b>Type TKV 207 S</b> PLE 48  *
3	<b>Type TKV 103</b> PLE 36 	<b>Type TKV 203</b> PLE 72 	3	<b>Type TKV 108 S</b> PLE 36  *	<b>Type TKV 208 S</b> PLE 72  *
4	<b>Typ TKV104</b> PLE 48 	<b>Typ TKV204</b> PLE 96 	<b>Module type: Cover module</b> Empty module		
			<b>Standard square</b>	<b>Width 250</b>	
5	<b>Typ TKV105</b> PLE 60 	<b>Typ TKV205</b> PLE 120 	1	<b>Type TKV 116</b> PLE 12 	
			2	<b>Type TKV 117</b> PLE 24 	
			3	<b>Type TKV 118</b> PLE 36 	

PLE= The Space unit

more information find on page 4-20

# Order Information - AT/U Series

## Distribution Board panels

Module type:	Mounting plate module	
	Mounting plates of 2 mm sheet steel, Sendzimir process galvanized	
Rows	Width 250	
2	<b>Typ TKV112</b> PLE 24	
3	<b>Typ TKV113</b> PLE 36	
4	<b>Typ TKV114</b> PLE 48	

Module type:	Busbar module	
	5-pole Cu bars, 12 x 5 mm Bar spacing 40 mm, 5-pol Busbar support ZB5	
Rows	Width 250	
2	<b>Typ TKV124B</b> PLE 24	

Module type:	fuse disconnecter module	
	1. fuse disconnecter Size 00	
Rows	Width 250	
2	Empty modul <b>Typ TKV136</b> PLE 24	
	Prepared for the following fuse disconnectors: Striebel & John, Efen, Jung, Lindner, Jean Müller, Wöhner	

Module type:	D02 Fuse base module	
Rows	Width 250	
2	Empty module cover with cutout Fitted with Busbars 12 x 5 250 A, 3-pole without Fuse Holders D02 Connection Terminals ZK81, 35 qmm, I <sub>n</sub> 100 A	
	<b>Typ TKV1D02R</b> PLE 24	Space for 5 x 3 x D02

Module type:	Power circuit-breaker module	
	Closed cover Empty module prepared for the following makes: ABB Series: SACE/Isomax	
Rows	Width 250	
2	For Switch 63 - 100A <b>Typ TKV100A</b> PLE 24	



PLE= The Space unit

➔ more information find on page 4-20

## Order Information - AT/U Series Accessories

	Part	Order no.	Type
	<b>Inter changeable lock parts</b>		
	<b>Standard closure</b> included	38478	<b>ZB 113</b>
	<b>Safety lock</b> with 2 keys	38479	<b>ZB 111</b>
	<b>Door closure rod</b> in combination with standard closure or Safety lock for AT/U 4...	39586	<b>ZX 456</b>
	for AT/U 5...	39587	<b>ZX 457</b>
	for AT/U 6...	39588	<b>ZX 458</b>
	for AT/U 7...	39589	<b>ZX 459</b>
	<b>Set for installation</b> of different closure systems ZH 220/ZH 221/ZH 222	38544	<b>ZH 800</b>
	<b>Latch plate</b> for double bit operating pin 3 mm (standard) and 5 mm	45700	<b>ZH 220</b>
	<b>Operating pin</b> double bit 3 mm	60490	<b>ZH 130</b>
	double bit 5 mm	60491	<b>ZH 131</b>
	<b>Double bit key</b> 3 mm	60660	<b>ZH 160</b>
	5 mm	60661	<b>ZH 161</b>
	<b>Latch plate</b> for triangular and square operating pin	45701	<b>ZH 221</b>
	<b>Operating pin</b> Triangular 7 mm	60492	<b>ZH 132</b>
Triangular 8 mm	60493	<b>ZH 133</b>	
<b>Operating pin</b> Square 6 mm	60494	<b>ZH 134</b>	
Square 7 mm	60495	<b>ZH 135</b>	
Square 8 mm	60496	<b>ZH 136</b>	













## Order Information - AT/U Series

### Accessories

	Part	Order no.	Type
	<b>Operating key</b> Triangular 7 mm	60657	<b>ZH 157</b>
	Triangular 8 mm	60658	<b>ZH 158</b>
	Square 6 mm	60662	<b>ZH 162</b>
	Square 7 mm	60663	<b>ZH 163</b>
	Square 8 mm	60664	<b>ZH 164</b>
	<b>Universal key</b> Double bit key 3 mm/5 mm, Triangular 8 mm Square 6 mm/8 mm	66091	<b>ZH 91</b>
	<b>Latch plate</b> for T-handle or latch-type handle	45702	<b>ZH 222</b>
	<b>T-handle</b> without lock, complete	60498	<b>ZH 138</b>
	with lock, complete	60499	<b>ZH 139</b>
	<b>Latch handle</b> without lock, complete	60500	<b>ZH 140</b>
	with lock, complete	60501	<b>ZH 141</b>
	<b>Cabinet handle closure</b> for semi-cylinder, lead-sealable, complete with accessories for retrofitting into distribution boards.	45709	<b>ZH 228</b>
	<b>Dummy insert</b> (instead of a semi cylinder)	60502	<b>ZH 142</b>
	<b>Door closure rod</b> in combination with ZH 203, ZH 220, ZH 221, ZH 222, ZH 227 and ZH 228 locking system for AT/U 4...	39570	<b>ZX 440</b>
	for AT/U 5...	39571	<b>ZX 441</b>
for AT/U 6...	39572	<b>ZX 442</b>	
for AT/U 7...	39573	<b>ZX 443</b>	








## Order Information - AT/U Series

### Accessories

	<b>Part</b>	<b>Order no.</b>	<b>Type</b>
           	<p><b>Hollow wall-mounting set</b> for retrofitting a flush-mounting distribution board Wall thickness: min. 14 mm max. 58 mm</p>	62446	<b>ZKV200P4</b>
	<p><b>Earthing set for flush-mounting distribution boards</b> for conversion into class I</p>	38144	<b>ZE 12</b>
	<p><b>Earthing set for wall-mounting distribution boards</b> for conversion into class I</p>	38143	<b>ZE 11</b>
	<p><b>Nipple flange</b></p>	38195	<b>ZB 40</b>
	<p><b>Membrane flange</b> to feed in cables from bottom</p>	38183	<b>ZB 43</b>
	<p><b>Closing flange</b></p>	38181	<b>ZB 101</b>
	<p><b>Flange for conduits (bottom)</b></p>	71211	<b>ZB 107E</b>
	<p><b>Flange for conduits (top)</b></p>	71212	<b>ZB 108E</b>
	<p><b>Vertical partitions</b> for AT/U 3... for AT/U 4... for AT/U 5... for AT/U 6... for AT/U 7...</p>	39069 39070 39071 39072 39073	<b>ZX 69</b> <b>ZX 70</b> <b>ZX 71</b> <b>ZX 72</b> <b>ZX 73</b>
	<p><b>Slot cover</b> Colour RAL 7035 (5 pcs.) (50 pcs.)</p>	62384 62378	<b>ZA 1P5</b> <b>ZA 1P50</b>
	<p><b>Circuit diagram pocket</b> DIN A4 adhesive, with transparent cover DIN A4 adhesive, with transparent cover 1 set = 10 pcs. DIN A5 adhesive, 1 pcs. DIN A5 adhesive, 1 pack = 10 pcs.</p>	38227 62380 38228 62382	<b>ZA 6</b> <b>ZA 6P10</b> <b>ZA 5</b> <b>ZA 5P10</b>
	<p><b>Mounting plate for MCCB SACE, T max T1 and T2</b></p>	39311	<b>ED161</b>

## Order Information - AT/U Series

### Accessories

	<b>Part</b>	<b>Order no.</b>	<b>Type</b>
	<b><u>Mounting components for disconnectors</u></b>		
	<b>Fuse disconnecter cross member</b>	68079	<b>ZX 374</b>
	<b>Fuse disconnecter quick fastener</b> for mounting on DIN-rails	61157	<b>ZH 12</b>
	<b><u>Cover for fuse disconnectors</u></b>		
	Single cover for disconnector NH 00	61194	<b>ZH 425</b>
	Twin cover for disconnector NH 00	61196	<b>ZH 426</b>
	Dummy cover for disconnector NH 00	38197	<b>ZH 428</b>
	<b>Busbar system</b> 320 A Cu 20 x 5 for connecting 2 NH fuse disconnectors ZH 11	60443	<b>ZH 214</b>
	<b>Insulating plate</b> for unoccupied busbar ends for NH fuse disconnectors	44018	<b>ZX 148</b>

02













## Order Information - AT/U Series

### Accessories

	Part	Order no.	Type
	<b>EDF profile</b> 3 Rows Height 00, 450 mm, 1 pcs. Height 00, 450 mm, 1 pack = 20 pcs.	39209 62312	<b>ED 9</b> <b>ED 9P20</b>
	4 Rows Height 0, 600 mm, 1 pcs. Height 0, 600 mm, 1 pack = 20 pcs.	39210 62313	<b>ED 10</b> <b>ED 10P20</b>
	5 Rows Height 1, 750 mm, 1 pcs. Height 1, 750 mm, 1 pack = 20 pcs.	39211 62314	<b>ED 11</b> <b>ED 11P20</b>
	6 Rows Height 2, 900 mm, 1 pcs. Height 2, 900 mm, 1 pack = 20 pcs.	39212 62315	<b>ED 12</b> <b>ED 12P20</b>
	7 Rows Height 3, 1050 mm, 1 pcs.	39213	<b>ED 13</b>
	<b>Fastening screws</b> for EDF profile (1 pack = 20 pcs.)	62390	<b>ZB 36P20</b>
	<b>DIN-Rail</b> 35 x 7.5 mm, DIN 50022  1-panel wide, 1 pcs. 1-panel wide, 1 pack = 30 pcs. 2-panel wide 2-panel wide, 1 pack = 30 pcs.	39021 62554 39022 62555	<b>ZX21</b> <b>ZX 21P30</b> <b>ZX 22</b> <b>ZX 22P30</b>
	<b>Fastening screws</b> for DIN-Rails 1 pack = 20 pcs.	62389	<b>ZB 28P20</b>
	<b>DIN-Rail for terminals</b> 35 x 7.5 mm, DIN 50022, for recessed mounting in conjunction with mounting bracket ZX372P2 and insulators ZK90P2 1-panel wide 2-panel wide	68076 68190	<b>ZX 371</b> <b>ZX 389</b>
	<b>Mounting brackets</b> for ZK 90 1 pack = 2 pcs. for ZK 90 1 pack = 20 pcs.	62544 68615	<b>ZX 372P2</b> <b>ZX 372P20</b>
	<b>Insulating pcs.</b> for DIN rails 35 x 7.5 mm, with fixing material 1 pack = 2 pcs. for DIN rails 35 x 7.5 mm, with fixing material 1 pack = 100 pcs.	62426 68613	<b>ZK 90P2</b> <b>ZK 90P100</b>
	<b>Door hinges</b> 1 pack = 2 pcs.	62490	<b>ZX 134LR</b>
	<b>Closure for double-wing door</b> (for cabinets from 3-panels onwards)	39596	<b>ZX 464</b>

# Order Information - AT/U Series

## Accessories

	Part	Order no.	Type
	<b>90° press-and-turn fixing screw</b> 12 pcs.	62337	ED 50 P12
	<b>Cover support, 45 mm height</b> For fastening on the EDF-profile  Only use these cover holders for DIN rails 35 x 7.5 mm 1 pack = 4 pcs. 1 pack = 40 pcs.	62600 62601	ED 137P4 ED 137P40
	<b>Labelling system</b> adhesive, for AT/AV and U	38148	ZKV 201
	<b>N + PE Quick terminals with mounting clips</b> 6 x 16 mm <sup>2</sup> screwable 21 x 1,5 - 4 mm <sup>2</sup> plugable	38508	ZK 525
	<b>N + PE terminals with mounting clips</b> 23 x 10 mm <sup>2</sup> and 4 x 16 mm <sup>2</sup> screwable	38149	ZKV 202
	<b>N-RCD-terminals</b> 6 x 1,5 - 4 mm <sup>2</sup> plugable	38505	ZK 522
	<b>N-RCD-terminals</b> 5 x 16 mm <sup>2</sup>	38892	ZK 507
	<b>PE/N Busbars</b> 12 x 5 mm Cu, to be fixed on the panels Max. installation 95 mm <sup>2</sup> (terminals are not included) 1-panel wide 2-panel wide	38551 38552	ZK 300 ZK 301
	<b>PE/N Busbar support</b> cropperbars 12 x 5 mm, 20 x 5 mm, 30 x 5 mm 1 pcs. 1 pack = 10 pcs.	67805 62551	ZX 518 ZX 518P10
	<b>Cover Profile</b> to clip on busbars 12 x 5 und 12 x 10 mm per running meter	38187	ZB 19
	<b>Terminal</b> 1,5 – 16 mm <sup>2</sup> for Cu 12 x 5 mm 1 pack = 4 pcs. 1 pack = 10 pcs.	62421 62429	ZK 79P4 ZK 79P50
	<b>Terminal</b> 1,5 – 35 mm <sup>2</sup> for Cu 12 x 5 mm 1 pack = 4 pcs. 1 pack = 50 pcs.	62422 62431	ZK 81P4 ZK 81P50

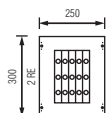
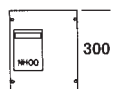
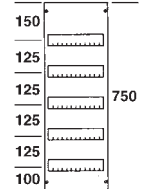
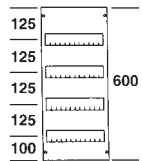
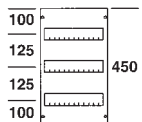
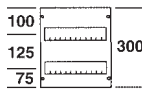
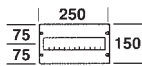


# Order Information - AT/U Series

## Accessories



| 250 |



Part	Order no.	Type
<b>Transparent doors for distribution boards (U + AT)</b>		
to fit:		
AT32 or U32	62022	<b>TTS 200</b>
AT41 or U41	62026	<b>TTS 10</b>
AT42 or U42	62027	<b>TTS 20</b>
AT43 or U43	62028	<b>TTS 30</b>
AT51 or U51	62031	<b>TTS 11</b>
AT52 or U52	62032	<b>TTS 21</b>
AT53 or U53	62033	<b>TTS 31</b>
AT54 or U54	62034	<b>TTS 41</b>
AT61 or U61	62036	<b>TTS 12</b>
AT62 or U62	62037	<b>TTS 22</b>
AT63 or U63	62038	<b>TTS 32</b>
AT72 or U72	62042	<b>TTS 23</b>
AT73 or U73	62043	<b>TTS 33</b>
<b>Covers for distribution panels 125 mm row distance</b>		
with punched-out slots "AS..." or without slots (completely closed version) „AG...“		
<b>Covers 1-panel wide</b>		
polystyrene covers with lead-sealable 90° press-and-turn fixing screw and handle		
150 x 250 mm without slots	62801	<b>AG 11</b>
150 x 250 mm with slots	62802	<b>AS 11</b>
300 x 250 mm without slots	62803	<b>AG 12</b>
300 x 250 mm with slots	62804	<b>AS 12</b>
450 x 250 mm without slots	62805	<b>AG 13</b>
450 x 250 mm with slots	62806	<b>AS 13</b>
600 x 250 mm without slots	62807	<b>AG 14</b>
600 x 250 mm with slots	62808	<b>AS 14</b>
600 x 250 mm without slots	62809	<b>AG 15</b>
600 x 250 mm with slots	62810	<b>AS 15</b>
300 x 250 mm for 1 NH-switch disconnectors Size 00 with one cutout	62873	<b>AG 71</b>
300 x 250 mm for 5 x 3 x DO2 fuse elements Size 00 with one cutout	62886	<b>AG 160</b>

# Order Information - AT/U Series



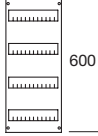
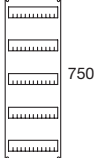

## Accessories

	<b>Part</b>	<b>Order no.</b>	<b>Type</b>
	<p><b>Covers for distribution panels 125 mm row distance</b> with punched-out slots "AS..." or without slots (completely closed version) „AG...“</p> <p><b>Covers 2-panels wide</b> polystyrene covers with lead-sealable 90° press-and-turn fixing screw and handle</p>		
	150 x 500 mm without slots 150 x 500 mm with slots	62811 62812	<b>AG 21</b> <b>AS 21</b>
	300 x 500 mm without slots 300 x 500 mm with slots	62813 62814	<b>AG 22</b> <b>AS 22</b>
	450 x 500 mm without slots 450 x 500 mm with slots	62815 62816	<b>AG 23</b> <b>AS 23</b>
	600 x 500 mm without slots 600 x 500 mm with slots	62817 62818	<b>AG 24</b> <b>AS 24</b>
	750 x 500 mm without slots 750 x 500 mm with slots	62819 62820	<b>AG 25</b> <b>AS 25</b>



# Order Information - AT/U Series

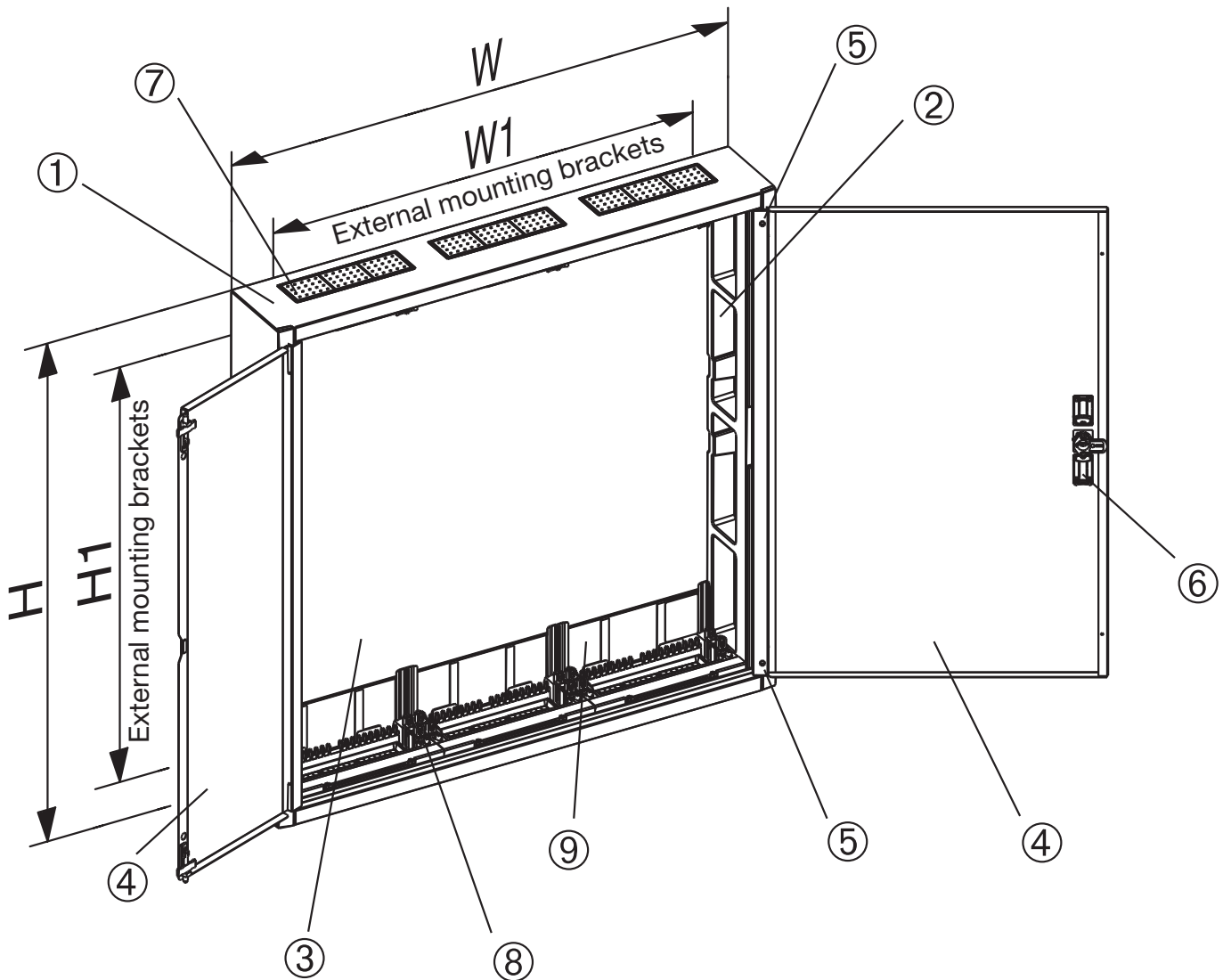
## Accessories

	<b>Part</b>	<b>Order no.</b>	<b>Type</b>
	<p><b>Covers for distribution panels 150 mm row distance</b> with punched-out slots "AS..." or without slots (completely closed version) „AG...“</p> <p><b>Covers 1-panel wide</b> polystyrene covers with lead-sealable 90° press-and-turn fixing screw and handle</p>		
250			
	75 x 250 mm without slot	70387	<b>AH 1</b>
	300 x 250 mm with slots	62832	<b>AS 212</b>
	450 x 250 mm with slots	62834	<b>AS 213</b>
	600 x 250 mm with slots	62836	<b>AS 214</b>
	750 x 250 mm with slots	62838	<b>AS 215</b>
500			
	75 x 500 mm without slots	70388	<b>AH 2</b>
	300 x 500 mm with slots	62840	<b>AS 222</b>
	450 x 500 mm with slots	62842	<b>AS 223</b>
	600 x 500 mm with slots	62844	<b>AS 224</b>
	750 x 500 mm with slots	62846	<b>AS 225</b>

## Technical Information AT/U Series

### Empty distribution board

1. The cabinet is made of sheet steel (1 mm) and is powder-coated (RAL 9016). It's extraordinary stability is archived by the proiled cabinet frame. Problem-free surface-mounting is therefore also possible.
2. The protective insulation is guaranteed by an inserted plastic profile.
3. An additional plastic rear wall is inserted in order to maintain the protective insulation.
4. The door (sheet thickness 1.25 mm) provides great stability thanks to its special shape in the hinge area and on the closing side.
5. The door can be readjusted with the special hinge.
6. The standard lock offers not only a new design but also secure locking both as "standard" and as a "security cylinder".
7. The flange openings on top are closed ex-factory with the membrane flange.
8. The cabinet provides an optimum connection space thanks to the individual panel holders.
9. Prepanched knockout are provided for inserting cables from the rear.



Typ	H	W	H <sub>1</sub>	W <sub>1</sub>	Typ	H	W	H <sub>1</sub>	W <sub>1</sub>	Typ	H	W	H <sub>1</sub>	W <sub>1</sub>
AT32	524	574	385	417	AT, AV, TA52	824	574	685	417	AT, TA63	974	824	835	667
AT, AV, TA41	674	324	535	167	AT, AV, TA53	824	824	685	667	AT64	974	1074	835	917
AT, AV, TA42	674	574	535	417	AT54	824	1074	685	917	AT72	1124	574	985	417
AT, TA43	674	824	535	667	AT, AV, TA61	974	324	835	167	AT73	1124	824	985	667
AT, AV, TA51	824	324	685	167	AT, TA62	974	574	835	417					

# Technical Information AT/U Series

## Dimensions, Weight, Power Loss

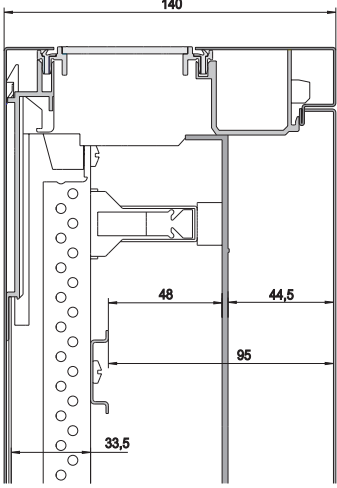
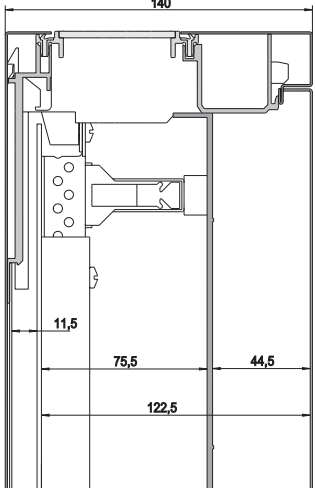
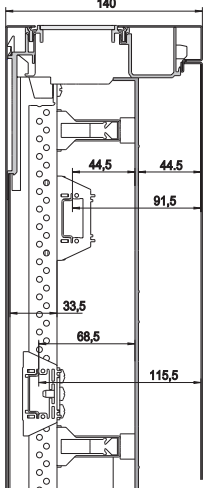
### Flush mounting with door, U

150 120	150 120	150 120	<b>Type</b>	<b>Weight</b> in kg	<b>Power Loss.</b> in W
<p style="text-align: center;">Distribution board panel</p>	<p style="text-align: center;">Panel with mounting plate</p>	<p style="text-align: center;">Panel for terminals</p>	U32	13,5	50
			U41	10,5	36
			U42	15,5	60
			U42D	16,5	60
			U42FPT	17,0	60
			U42M	18,5	60
			U43	22,5	80
			U51	12,5	43
			U52	18,5	69
			U52K	18,5	69
			U53	26,5	93
			U53M	29,0	93
			U53K	26,0	93
			U54K	32,5	120
			U61	14,5	50
			U62	22,0	80
			U62K	22,0	80
			U63K	30,5	110
			U64K	38,0	137
U72	25,0	89			
U72K	25,0	89			
U73K	35,0	125			

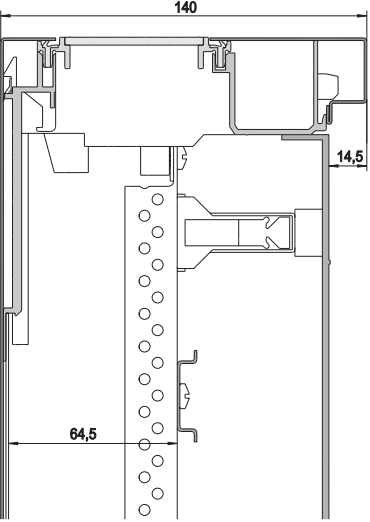
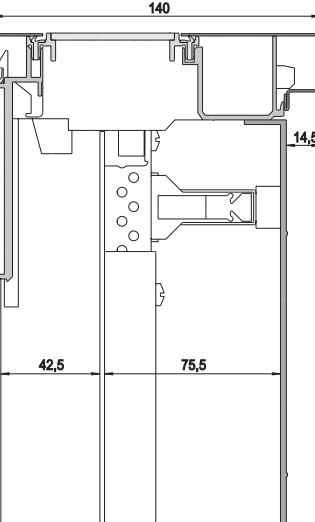
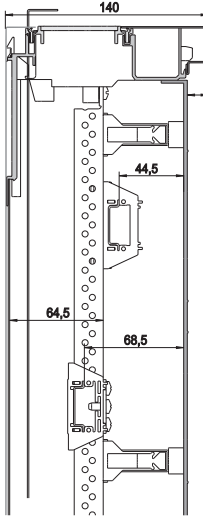
# Technical Information AT/U Series

## Dimensions, Weight, Power Loss

### Wall mounting with door, AT

			Type	Weight in kg	Power Loss.. in W
 <p>Distribution board panel</p>	 <p>Panel with mounting plate</p>	 <p>Panel for terminals</p>	AT32	12,5	60
			AT41	9,5	48
			AT42	15,0	73
			AT42M	17,5	73
			AT43	21,5	96
			AT51	11,5	58
			AT52	17,0	85
			AT52K	17,5	85
			AT53	25,0	120
			AT53M	28,0	120
			AT53K	25,0	120
			AT54K	31,0	140
			AT61	13,5	68
			AT62	21,0	100
			AT62K	20,5	100
			AT63K	29,0	130
			AT64K	36,0	176
AT72	23,5	111			
AT72K	23,5	111			
AT73K	33,5	153			

### Wall mounting without door, AV

			Type	Weight in kg	Power Loss.. in W
 <p>Distribution board panel</p>	 <p>Panel with mounting plate</p>	 <p>Panel for terminals</p>	AV41	8,0	56
			AV42	11,5	81
			AV51	9,5	64
			AV52	14,0	93
			AV53	22,5	128
			AV61	10,5	76