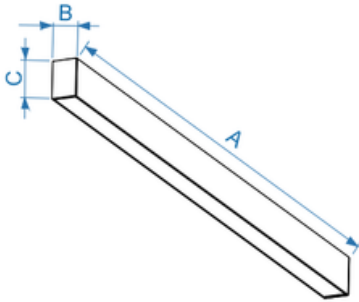
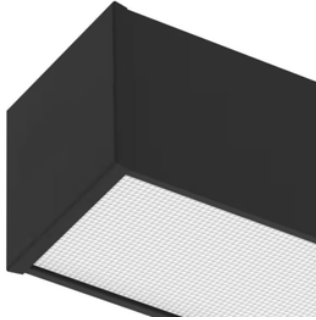


LED LINEAR LIGHT



Areas of application:

- Hospitals
- Laboratories
- Kitchens
- Offices
- Schools
- Kindergartens

Installation: surface mounted, suspended

Light output degradation and maintenance:




L90B10-50 000h
L80B20-100 000h

Other: Luminous flux and colour temperature tolerance +/-10%

Driver: Lifud, no flicker

Product code	Power [W]	Luminaire's luminous flux [lm]	Luminaire's luminous efficacy [lm/W]	Diff.	Colour Temperature [K]	Dimensions AxBxC [mm]	Energy efficiency class	Body colour
CPS-4A36-X4	22 26 30 34	2640 3120 3600 4080	120	MPRM UGR<22	3000 4000	1120x50x75	E	black

Accessories / options:

	Suspension kit SUS01
	Surface mounted kit SURF01
	Connection kit CON01

